

RYSUNKI POGLĄDOWE WYPOSAŻENIA ujętego w załączniku Nr 6




1.



1a



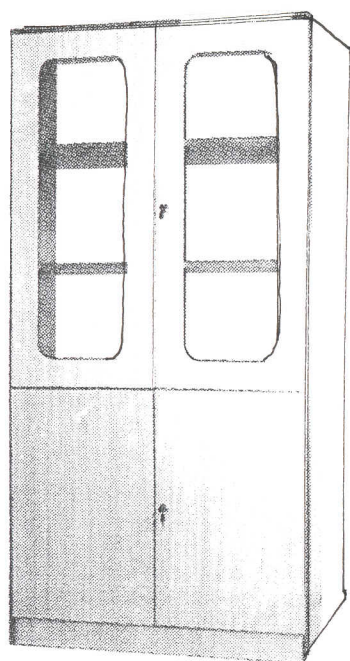
2.



3



4.



5




6.




7.



9.



8.




10.



Rysunki szkice wyposażenie G1

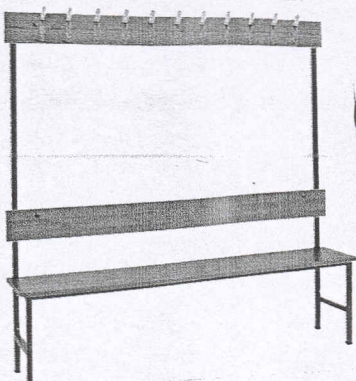
19




20



21




355 mm




23

24



22




1780 mm


26




27



28



25






410 mm

830 mm



Rysunki szkice wyposażenie G1



Przykłady ustawienia stołów

